


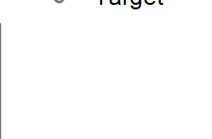


## ACCESS AND FLOW

<p><b>TIMELY</b></p> <p>Patient/client perception of timely access to care: percentage of patients/clients who report that the last time they were sick or had a health problem, they got an appointment on the date they wanted</p>	<p><b>Last Year's Performance (LY)</b></p> <p>2025/26      Target</p>	<p><b>Current Year's Performance (CY)</b></p> <p>2026/27      Target</p>	<p>↑ Higher is better</p> <p>○ Target</p> 
<p><b>TIMELY</b></p> <p>Percentage of screen-eligible people who are up to date with colorectal tests</p>	<p><b>Last Year's Performance (LY)</b></p> <p>2025/26      Target</p>	<p><b>Current Year's Performance (CY)</b></p> <p>2026/27      Target</p>	<p>↑ Higher is better</p> <p>○ Target</p> 
<p><b>TIMELY</b></p> <p>Percentage of screen-eligible people who are up to date with cervical screening</p>	<p><b>Last Year's Performance (LY)</b></p> <p>2025/26      Target</p>	<p><b>Current Year's Performance (CY)</b></p> <p>2026/27      Target</p>	<p>↑ Higher is better</p> <p>○ Target</p> 
<p><b>TIMELY</b></p> <p>Percentage of screen-eligible people who are up to date with breast screening</p>	<p><b>Last Year's Performance (LY)</b></p> <p>2025/26      Target</p>	<p><b>Current Year's Performance (CY)</b></p> <p>2026/27      Target</p>	<p>↑ Higher is better</p> <p>○ Target</p> 

## TIMELY

Average TNA for MDs for the calendar year

## Last Year's Performance (LY)

2025/26

Target

## Current Year's Performance (CY)

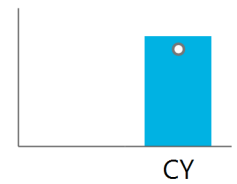
15.9

2026/27

14.1

Target

○ Target



## TIMELY

Average IHP TNA for the past 12 months

## Last Year's Performance (LY)

2025/26

Target

## Current Year's Performance (CY)

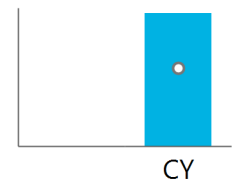
5.8

2026/27

3.4

Target

○ Target



## EFFICIENT

Number of new patients/clients/enrolments

## Last Year's Performance (LY)

2025/26

Target

## Current Year's Performance (CY)

2026/27

Target

↑ Higher is better

○ Target



## EFFICIENT

Percentage of clients with type 2 diabetes mellitus who are up to date with HbA1c (glycated hemoglobin) blood glucose monitoring

## Last Year's Performance (LY)

2025/26

Target

## Current Year's Performance (CY)

2026/27

Target

↑ Higher is better

○ Target



**EQUITY**

EQUITABLE Completion of sociodemographic data collection	Last Year's Performance (LY)		Current Year's Performance (CY)		↑ Higher is better ○ Target 
	2025/26	Target	2026/27	Target	
EQUITABLE Percentage of staff (executive-level, management, or all) who have completed relevant equity, diversity, inclusion, and anti-racism education	<b>0.0</b>	<b>95.0</b>	<b>0.0</b>		↑ Higher is better ○ Target 
EQUITABLE Percentage of clients actively receiving mental health care from a traditional provider					↑ Higher is better ○ Target 

<p><b>EQUITABLE</b></p> <p>Number of events and participants for traditional teaching, healing, or ceremony</p>	Last Year's Performance (LY)		Current Year's Performance (CY)		<p>↑ Higher is better</p> <p>○ Target</p>
	<b>2025/26</b>	<b>Target</b>	<b>2026/27</b>	<b>Target</b>	

<p><b>EQUITABLE</b></p> <p>Percentage of staff/providers at MFHT who have completed a second Indigenous cultural sensitivity/safety training.</p>	Last Year's Performance (LY)		Current Year's Performance (CY)		<p>○ Target</p> <p>CY</p>
			<b>0.0</b>	<b>95.0</b>	
	<b>2025/26</b>	<b>Target</b>	<b>2026/27</b>	<b>Target</b>	

<p><b>EQUITABLE</b></p> <p>Percentage of staff/providers who have completed Unconscious Bias training</p>	Last Year's Performance (LY)		Current Year's Performance (CY)		<p>○ Target</p> <p>CY</p>
			<b>0.0</b>	<b>95.0</b>	
	<b>2025/26</b>	<b>Target</b>	<b>2026/27</b>	<b>Target</b>	

## EXPERIENCE

## PATIENT-CENTRED

Do patients/clients feel comfortable and welcome at their primary care office?

## Last Year's Performance (LY)

**CB**

2025/26

**CB**

Target

## Current Year's Performance (CY)

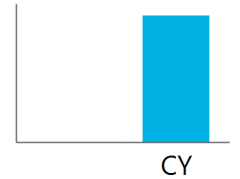
**91.8**

2026/27

Target




↑ Higher is better





○ Target




CY

**SAFETY**

<p>SAFE</p> <p>Number of faxes sent per 1,000 rostered patients</p>	<p><b>Last Year's Performance (LY)</b></p> <p>2025/26      Target</p>		<p><b>Current Year's Performance (CY)</b></p> <p>2026/27      Target</p>		<p>↓ Lower is better</p> <p>○ Target</p> 
<p>SAFE</p> <p>eReferral: Percentage of clinicians within the primary care practice utilizing this provincial digital solution</p>	<p><b>Last Year's Performance (LY)</b></p> <p>2025/26      Target</p>		<p><b>Current Year's Performance (CY)</b></p> <p>2026/27      Target</p>		<p>↑ Higher is better</p> <p>○ Target</p> 
<p>SAFE</p> <p>eConsult: Percentage of clinicians within the primary care practice utilizing this provincial digital solution</p>	<p><b>Last Year's Performance (LY)</b></p> <p>2025/26      Target</p>		<p><b>Current Year's Performance (CY)</b></p> <p>2026/27      Target</p>		<p>↑ Higher is better</p> <p>○ Target</p> 

<p>SAFE</p> <p>OLIS: Percentage of clinicians within the primary care practice utilizing this provincial digital solution</p>	<p><b>Last Year's Performance (LY)</b></p> <p>2025/26      Target</p>	<p><b>Current Year's Performance (CY)</b></p> <p>2026/27      Target</p>	<p>↑ Higher is better</p> <p>○ Target</p> 
<p>SAFE</p> <p>HRM: Percentage of clinicians within the primary care practice utilizing this provincial digital solution</p>	<p><b>Last Year's Performance (LY)</b></p> <p>2025/26      Target</p>	<p><b>Current Year's Performance (CY)</b></p> <p>2026/27      Target</p>	<p>↑ Higher is better</p> <p>○ Target</p> 
<p>SAFE</p> <p>Electronic Prescribing: Percentage of clinicians within the primary care practice utilizing this provincial digital solution</p>	<p><b>Last Year's Performance (LY)</b></p> <p>2025/26      Target</p>	<p><b>Current Year's Performance (CY)</b></p> <p>2026/27      Target</p>	<p>↑ Higher is better</p> <p>○ Target</p> 
<p>SAFE</p> <p>Online Appointment Booking: Percentage of clinicians within the primary care practice utilizing this provincial digital solution</p>	<p><b>Last Year's Performance (LY)</b></p> <p>2025/26      Target</p>	<p><b>Current Year's Performance (CY)</b></p> <p>2026/27      Target</p>	<p>↑ Higher is better</p> <p>○ Target</p> 

SAFE	Last Year's Performance (LY)		Current Year's Performance (CY)		↑ Higher is better ○ Target
	2025/26	Target	2026/27	Target	
AI Scribe: Percentage of clinicians in the primary care practice utilizing this provincial digital solution					
Percentage of patients with an email consent in the chart.			<b>7.6</b>	<b>30.0</b>	